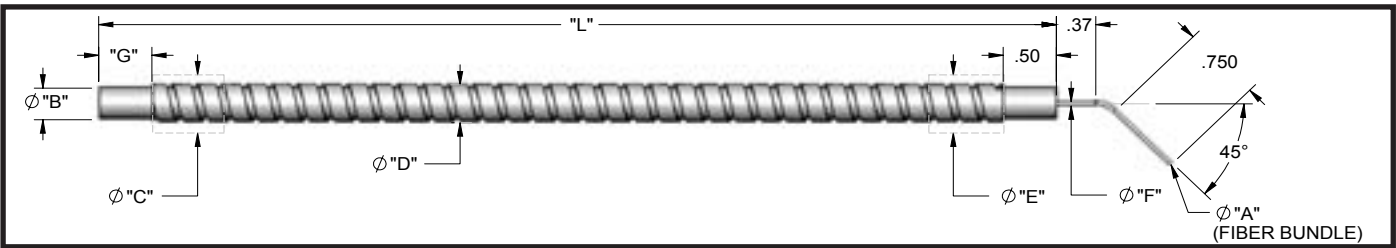



BXY - Small Dia. Hypo-Tubing End Ferrule, Stainless Steel Sheathing, Rated for -40°F to 500°F

Model	Part #	A	B	C	D	E	F	G	L
BXY2724	SK83890024	.032"	.187"	—	.205"	—	.043"	.50"	24" (609.6 mm)
BXY2748	SK83890048	(.81 mm)	(4.75 mm)	—	(5.2 mm)	—	(1.09 mm)	(12.7 mm)	48" (1219.2 mm)
BXY4126	002114314026	.041"	.187"	—	.205"	—	.059"	.50"	26" (660 mm)
BXY4136	002114314036	(1.04 mm)	(4.75 mm)	—	(5.2 mm)	—	(1.5 mm)	(12.7 mm)	36" (914.4 mm)
BY6336	002114323036	.063"	.187"	—	.205"	—	.083"	.50"	36" (914.4 mm)
BY6372	002114323072	(1.6 mm)	(4.75 mm)	—	(5.2 mm)	—	(2.1 mm)	(12.7 mm)	72" (1828.8 mm)



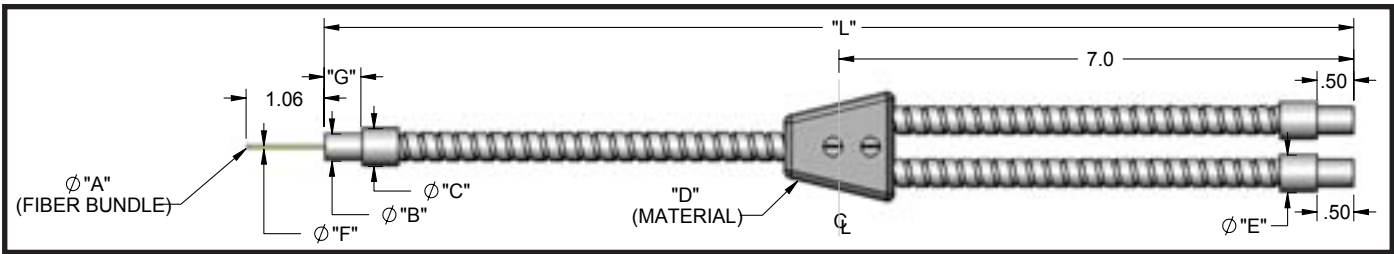
BXMY - 45° Bend Hypo-Tubing End Ferrule, Stainless Steel Sheathing, Rated for -40°F to 500°F

Model	Part #	A	B	C	D	E	F	G	L
BXMY2724	002114170024	.032"	.187" (4.75 mm)	—	.205"	—	.043"	.50"	24" (609.6 mm)
BXMY2736	002114170036	(.81 mm)		—	(5.2 mm)	—	(1.09 mm)	(12.7 mm)	36" (914.4 mm)
BMY4136	002114311036	.041"	.187" (4.75 mm)	—	.205"	—	.059"	.50"	36" (914.4 mm)
		(1.04 mm)		—	(5.2 mm)	—	(1.5 mm)	(12.7 mm)	



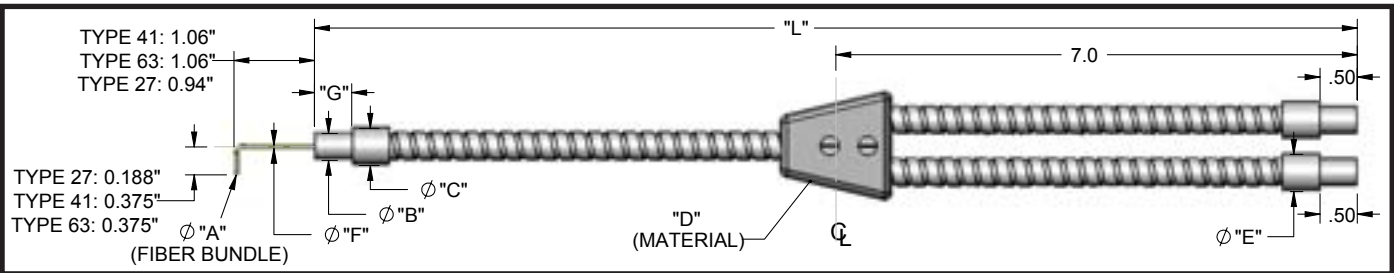
BXLY - 90° Bend Hypo-Tubing End Ferrule, Stainless Steel Sheathing, Rated for -40°F to 500°F

Model	Part #	A	B	C	D	E	F	G	L
BXLY2724	SK99080024				.205"		.043"	.50"	24" (609.6 mm)
BXLY2736	SK99080036	.032"	.187" (4.75 mm)	—	(5.2 mm)	—	(1.09 mm)	(12.7 mm)	36" (914.4 mm)
BXLY2748	SK99080048	(.81 mm)		—		—			48" (1219.2 mm)
BXLY2772	SK99080072			—		—			72" (1828.8 mm)
BXLY4136	002114312036	.041"	.187" (4.75 mm)	—	.205"	—	.059"	.50"	36" (914.4 mm)
BXLY4172	002114312072	(1.04 mm)		—	(5.2 mm)	—	(1.5 mm)	(12.7 mm)	72" (1828.8 mm)
BXLY6336	002114322036	.063"	.187"	—	.205"	—	.083"	.50"	36" (914.4 mm)
BXLY6372	002114322072	(1.6 mm)	(4.75 mm)	—	(5.2 mm)	—	(2.1 mm)	(12.7 mm)	72" (1828.8 mm)



EXY - Small Dia. Hypo-Tubing End Ferrule, Randomized, Stainless Steel Sheathing, Rated for -40°F to 500°F

Model	Part #	A	B	C	D	E	F	G	L
EXY4136	SK76270036	.041" (1.04 mm)	.187" (4.75 mm)	—	Metal Transition	—	.059" (1.5 mm)	.50" (12.7 mm)	36" (914.4 mm)



EXLY - 90° Bend Hypo-Tubing End Ferrule, Stainless Steel Sheathing, Rated for -40°F to 500°F

Model	Part #	A	B	C	D	E	F	G	L
EXLY2724	SK68152724	.032" (.81 mm)	.187" (4.75 mm)	—	Metal Transition	—	.043" (1.09 mm)	.50" (12.7 mm)	24" (609.6 mm)
EXLY2736	SK68152736	.032" (.81 mm)	.187" (4.75 mm)	—	Metal Transition	—	.043" (1.09 mm)	.50" (12.7 mm)	36" (914.4 mm)
EXLY6372	002124052072	.063" (1.6 mm)	.187" (4.75 mm)	—	Metal Transition	—	.083" (2.1 mm)	.50" (12.7 mm)	72" (1828.8 mm)